



ONE SIZE FITS ALL...

Designed specifically for the Distribution market Donghua's exclusive new range of Universal Chain Attachments can replace 99% from any manufacturer, providing customers with greater choice and simplifying the specification process.

Manufactured at Donghua's state-of-the-art production facilities in China, Universal Attachment Chain is assembled in the UK within our new attachment chain workshop in the West Midlands.

Investment in the latest technologies & bespoke equipment includes: a chain length measuring machine accurate to within 10 microns per metre and capable of measuring up to five metres of chain and a new fully automated pre-load machine, designed by Donghua, which eliminates the initial elongation typically found in in-house built attachment chains - a service other UK-based chain manufacturers do not offer and which improves the service life of the chain. Completing the workshop is a new rivet press that fastens attachments onto the chain in a uniform manner improving the accuracy and fatigue life.

Attachment chains are often expected to perform in extraordinary and arduous applications such as printing, food production, assembly lines and packaging. Where precise positioning of more than two chains in parallel is required, the chains need to be matched within a close tolerance of each other. Donghua's new measuring equipment matches chain to very close tolerances for correct tensioning to ensure that the attachment links engage with the sprockets together thereby eliminating undue stress causing fatigue failures of the attachments.

Chains up to a length of 5 metres can be matched, and longer lengths can be supplied matched and tagged so that they can be fitted in sequence to maintain the high accuracy along the entire length required.

Donghua Attachment Chain is available in: D6B-16B, WK1, K1, K2, M1, M2 and extended pin attachments in British and American standards including extended pitch chains from 3/8" to 2" pitch in Self colour, Nickel Plated, Coated, Stainless Steel & Maintenance Free chain.



We only have one standard. THE BEST.

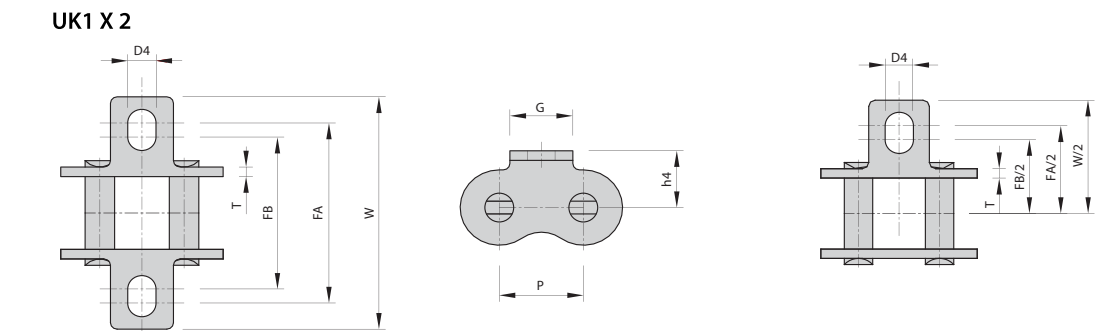
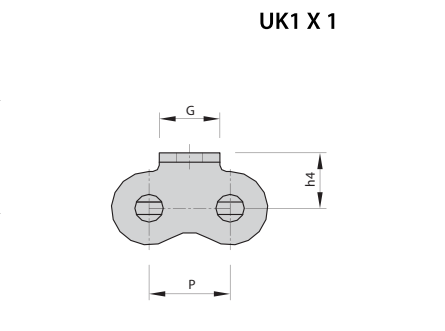
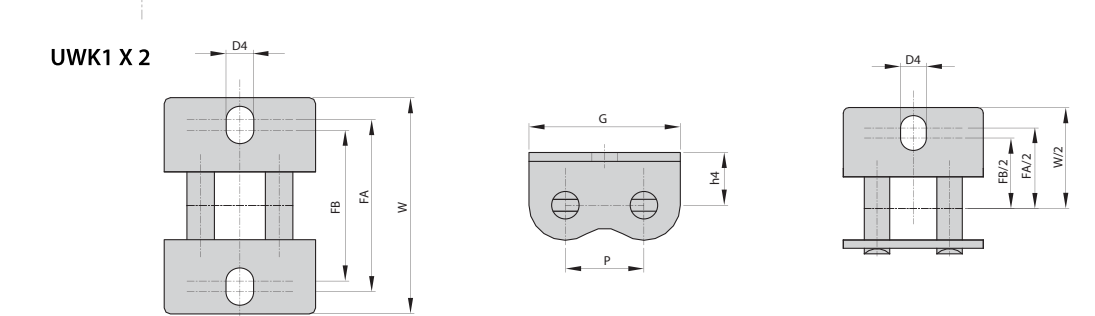
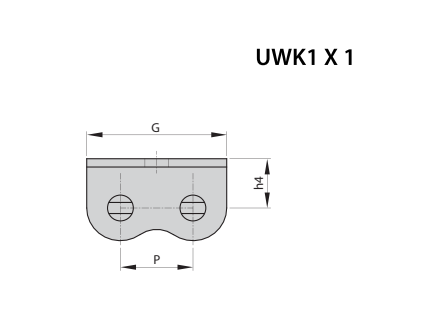
Donghua Limited
Unit 1, Sidings Close (off Wednesfield Way)
West Midlands WV11 3DR, UK
Phone: +44 (0)1902 866200
Fax: +44 (0)1902 722814
sales@donghua.co.uk
www.donghua.co.uk



Technical Information
Universal Chain Attachments



Universal Attachments Comparison by Manufacturer

K1 ATTACHMENT DIMENSIONS

<div><div>UK1 X 2</div></div>													
<div><div>UK1 X 1</div></div>													
<div><div>UWK1 X 2</div></div>													
<div><div>UWK1 X 1</div></div>													
CHAIN SIZE	DIM	ISO	DONGHUA	WIPP/ MAN	A&S	RENOLD	IWIS	KOBO	REGINA	REXNORD	TSUBAKI	CROSS & MORSE	DIAMOND CHAIN
08B	h4	6.89	8.90	10.00	8.50	6.89	8.00	9.00	8.40	8.90	8.90	8.90	8.90
	D4	4.30	4.50	4.50	4.30	4.30	4.20	4.50	4.30	4.30	4.20	4.20	4.50
	FA / FB	25.40	23.80 to 28.20	26.20	27.60	23.80	27.60	26.00	28.20	26.00	23.80	23.80	25.40
	W	32.40	36.40	38.00	41.90	37.92	37.60	35.80	37.20	39.30	38.10	36.00	36.40
	G	11.00	K1 = 11.00, WK1 = 23.10	12.50	11.00	11.50	18.00	11.00	9.50	10.80	11.40	11.50	9.50
10B	h4	10.31	10.31	10.00	10.50	10.16	9.00	10.50	10.40	10.20	10.20	10.30	10.31
	D4	5.30	5.50	5.50	5.30	4.98	5.20	4.50	5.20	5.30	5.00	5.30	5.30
	FA / FB	31.76	30.00 to 33.60	33.40	31.60	31.76	33.60	30.00	33.80	31.80	31.80	31.80	31.96
	W	45.80	44.60	54.00	48.50	44.58	48.00	44.20	58.00	47.00	44.50	45.00	44.60
	G	14.28	K1 = 14.30, WK1 = 29.58	15.00	14.00	12.80	24.00	14.00	14.10	12.70	12.70	12.80	14.30
12B	h4	13.46	11.90	11.00	12.20	13.49	10.00	12.00	12.00	13.50	13.50	13.50	13.46
	D4	6.40	6.40	6.60	6.40	7.14	6.20	6.60	5.60	7.20	7.10	7.10	6.40
	FA / FB	38.10	32.00 to 41.00	37.60	35.20	38.10	41.00	32.00	35.00	36.10	38.10	38.10	39.10
	W	52.40	55.60	58.00	55.80	59.66	61.00	55.40	51.20	56.00	59.70	58.00	52.20
	G	15.88	K1 = 15.90, WK1 = 34.50	18.50	16.00	16.60	28.00	18.00	16.00	16.00	16.50	16.60	16.00
16B	h4	15.88	16.00	18.00	17.00	15.24	16.00	18.00	15.90	16.00	15.20	15.90	15.88
	D4	6.40	9.00	9.00	8.40	8.68	6.20	6.80	6.80	6.20	6.70	6.70	6.40
	FA / FB	50.80	50.80 to 58.00	53.80	58.00	47.64	53.80	50.80	50.80	54.00	47.60	50.80	50.80
	W	72.60	72.80	83.20	83.80	74.46	73.80	72.60	72.60	78.60	74.70	73.00	72.60
	G	19.05	K1 = 19.05, WK1 = 46.40	25.00	23.60	24.30	38.00	36.20	19.00	38.00	24.10	20.00	19.10

Universal Attachments Comparison by Manufacturer

K2 ATTACHMENT DIMENSIONS

<div><div>UK2 X 2</div></div>													
<div><div>UK2 X 1</div></div>													
CHAIN SIZE	DIM	ISO	DONGHUA	WIPP/ MAN	A&S	RENOLD	IWIS	KOBO	REGINA	REXNORD	TSUBAKI	CROSS & MORSE	DIAMOND CHAIN
08B	h4	8.89	8.90	10.00	8.50	8.89	9.50	9.00	8.40	9.00	8.90	8.90	8.90
	D4	4.30	4.50	4.50	4.30	4.85	4.20	4.50	4.30	4.30	4.90	4.90	4.50
	FA / FB	25.40	23.80 to 28.20	26.20	26.40	25.40	26.20	26.00	28.20	26.00	25.40	25.40	25.40
	W	36.40	36.40	38.00	40.60	40.46	44.60	35.80	37.20	36.00	40.60	40.00	36.40
	G	24.45	23.10	23.20	23.40	23.40	23.40	24.70	23.20	23.70	24.60	23.40	23.30
10B	h4	10.31	10.31	10.00	10.50	10.16	11.00	10.50	10.30	10.30	10.20	10.30	10.31
	D4	5.30	5.50	5.50	5.30	4.98	5.20	4.50	5.20	5.10	5.00	5.30	5.30
	FA / FB	31.76	30.00 to 33.60	33.40	30.60	31.74	30.60	30.00	31.80	30.00	31.80	31.80	31.96
	W	44.60	44.60	54.00	48.50	45.56	49.60	44.20	47.60	41.20	45.70	49.00	44.60
	G	30.58	29.58	29.00	29.90	29.90	30.80	30.20	28.80	28.60	30.00	28.60	29.58
12B	h4	13.46	11.90	11.00	12.20	11.43	12.00	12.00	12.00	12.00	11.40	13.50	13.46
	D4	6.40	6.40	6.60	6.40	5.54	6.20	6.60	5.60	6.60	5.50	6.50	6.40
	FA / FB	38.10	32.00 to 41.00	37.20	35.20	34.92	35.40	36.00	35.00	36.00	34.90	38.10	39.10
	W	52.40	52.40	58.00	54.60	68.58	56.80	55.40	63.20	55.40	51.30	52.00	52.20
	G	70.36	34.50	33.60	35.40	35.40	37.00	35.60	35.00	35.20	34.80	34.00	34.05
16B	h4	15.88	16.00	18.00	17.00	15.88	16.00	18.00	15.90	19.00	15.90	15.90	15.88
	D4	6.40	9.00	9.00	8.40	8.08	8.20	9.00	6.80	8.20	8.10	6.70	6.40
	FA / FB	50.80	50.80 to 58.00	57.80	58.00	57.14	53.80	58.00	50.80	50.80	57.20	50.80	50.80
	W	72.60	72.80	84.00	83.80	78.26	77.80	75.60	78.60	72.60	78.50	73.00	72.60
	G	46.10	46.40	46.50	45.80	45.80	36.00	47.00	46.00	91.60	46.00	46.00	46.40

Available for Carbon Steel, Nickel Plated, Stainless Steel & Maintenance Free chain.

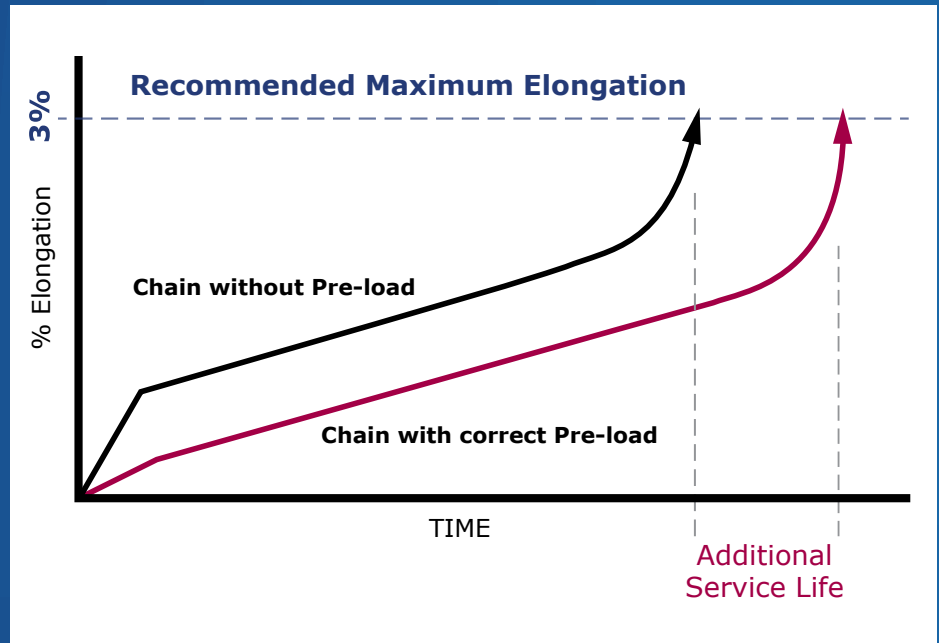
PRE-LOAD

After assembly, Donghua applies an initial load to its chains, called 'pre-load'.

Pre-loading is applied as a final alignment of the various chain components, pins, link-plates and bushings, and helps to eliminate the initial elongation often found in adapted roller chain attachment chains, increasing the usable service and fatigue life of the chain.

Donghua pre-loads to approximately the maximum recommended service load and is achieved either statically or dynamically.

The chart below illustrates the benefits of pre-loading by gaining additional service life. Chain that has little or no preload applied will experience a significant amount of elongation during initial start-up of the drive before levelling off. The chain will then elongate at a steady rate until the case hardness on the wearing components is gone and the chain experiences rapid elongation. Donghua chain that has been properly pre-loaded experiences very little elongation during initial start-up, which ultimately results in extended service life.



UK1 X 1



UK1 X 2



UWK1 X 1



UWK1 X 2